



CAROLINA HICKORY 30" LOG PLACEMENT

FOR BEST RESULTS WE RECOMMEND THAT YOU PLACE YOUR GLOWING EMBERS ON THE BURNER BEFORE SETTING UP YOUR LOG SET. SEE THE INSTRUCTION MANUAL THAT WAS SUPPLIED WITH THE BURNER HEARTH KIT.

Step 1 Place Back Log #1012



Step 2 Place Logs:
1014 (Left Front) & 1013 (Right Front)




CAROLINA HICKORY 30" LOG PLACEMENT

Step 3
Place logs: 950 & 1015



Step 4
Place Logs: 947 & 730

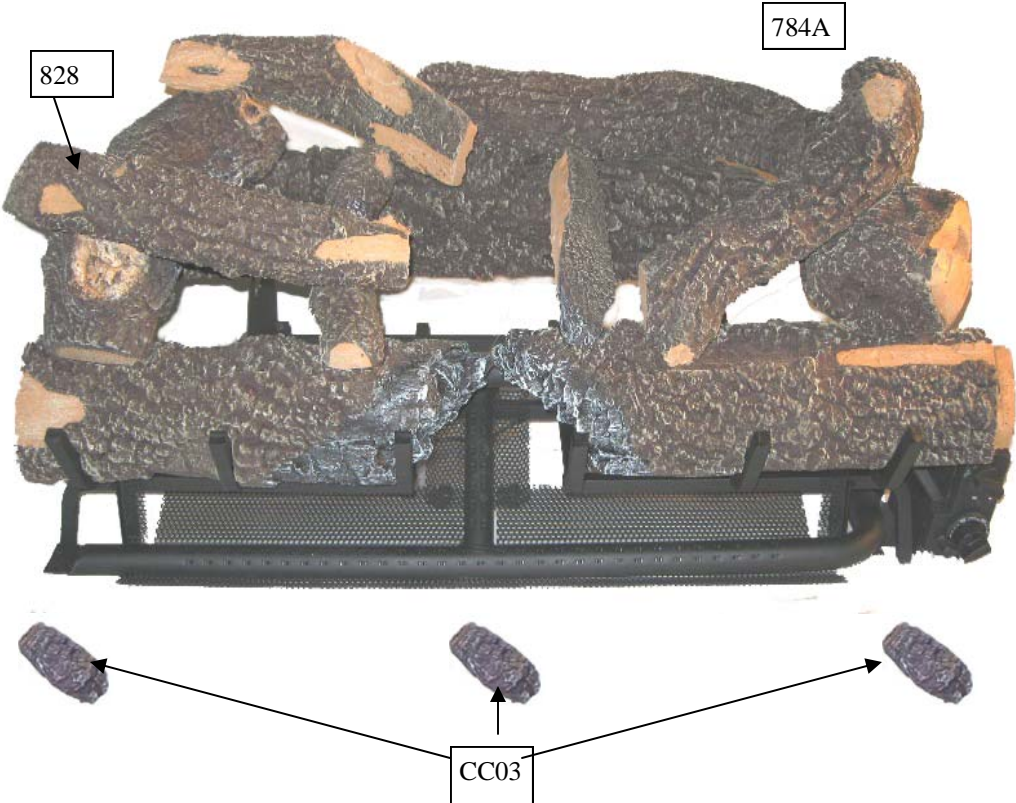


CAROLINA HICKORY 30" LOG PLACEMENT

Step 5
Place Log: 830A



Step 6
Place Logs: 828 & 784A



Carolina Hickory 30" Individual Logs

1012



1014



1013



950



1015



947



784A



730



830A



828



CC03 x 3

